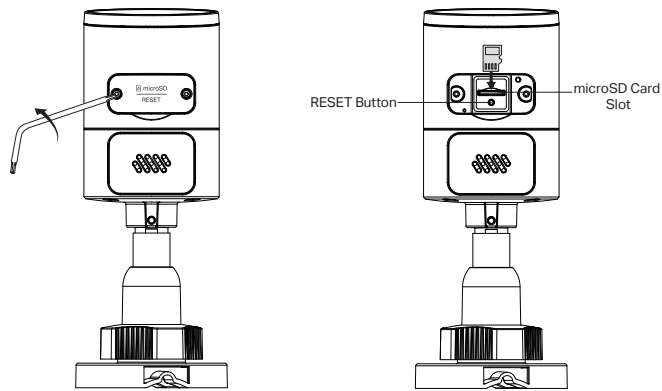


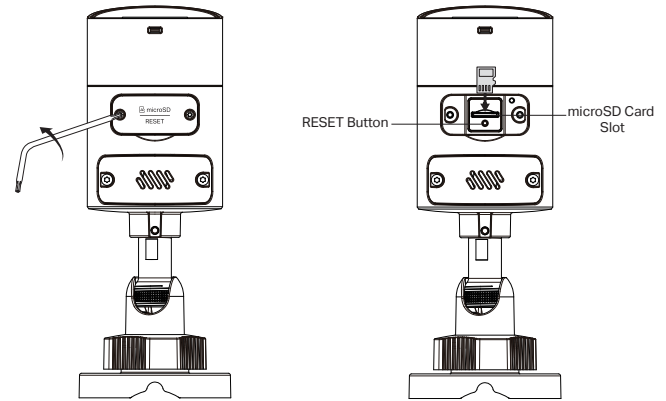


### 3. Install microSD Card (Optional)

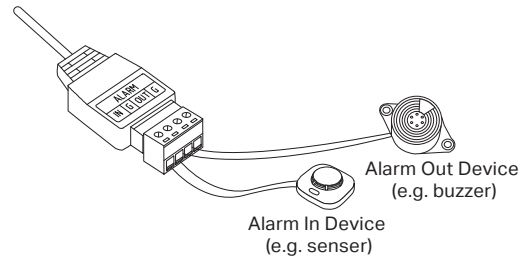
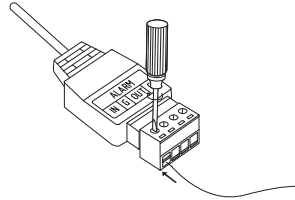
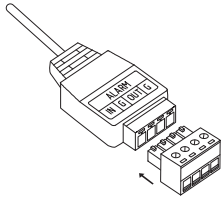
A



B

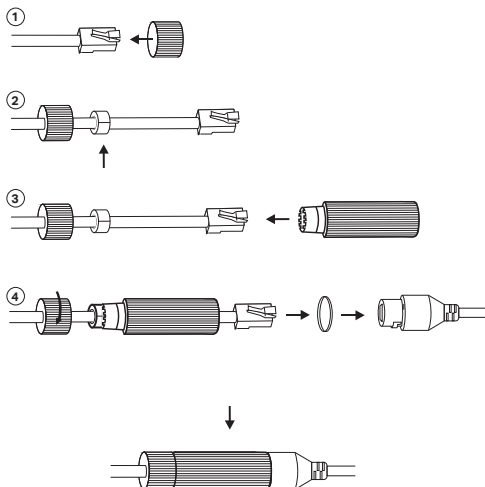


### 4. Connect Alarm Device (Optional)

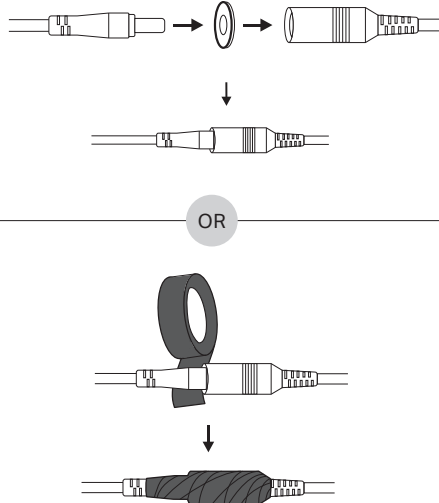


### 5. Waterproof Cables (Optional)

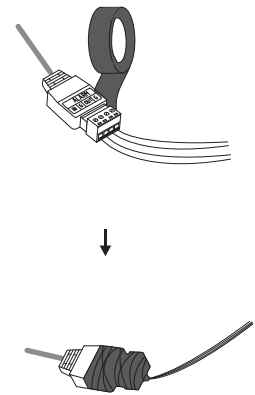
#### For Ethernet Cable



#### For Power Cord



#### For Alarm Interface



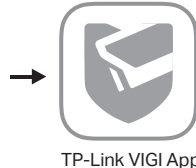
**Note:** It is recommended to waterproof the alarm interface even if no alarm equipment is connected.

### 6. Activate and Access Camera

#### Via TP-Link VIGI App



or



#### More Information

- Web configuration: The default web login address is <https://192.168.0.60>.
- For more details on installation and setup, scan the following QR codes:



Setup Video



Quick Start Guide

#### Usage Tips:

- Make sure your power supply matches your camera. The power source should comply with Power Source Class 2 (PS2) or Limited Power Source (LPS) of IEC 62368-1.
- Make sure that the wall is strong enough to withstand 4 times the weight of the camera and mounting bracket.
- If you are uncertain or uncomfortable performing the installation, consult a qualified electrician. It is recommended to install it in a place that children cannot touch.

#### Safety Information

- Do not use any other power adapters than those recommended.
- Do not use damaged power adapter to charge the device.
- Do not attempt to disassemble, repair, or modify the device. If you need service, please contact us.
- Adapter shall be installed near the equipment and shall be easily accessible.
- Keep the device away from fire or hot environments. DO NOT immerse in water or any other liquid.

For technical support, replacement services, user guides, and more information, please visit <https://support.vigi.com/>.



#### EU Declaration of Conformity

TP-Link hereby declares that the device is in compliance with the essential requirements and other relevant provisions of directives 2014/30/EU, 2014/35/EU, 2009/125/EC, 2011/65/EU and (EU)2015/863.

The original EU Declaration of Conformity may be found at <https://www.tp-link.com/en/support/ce/>

#### UK Declaration of Conformity

TP-Link hereby declares that the device is in compliance with the essential requirements and other relevant provisions of the Electromagnetic Compatibility Regulations 2016 and Electrical Equipment (Safety) Regulations 2016.

The original UK Declaration of Conformity may be found at <https://www.tp-link.com/support/ukca>